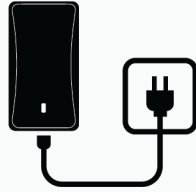


1

CHARGING YOUR TRACKER

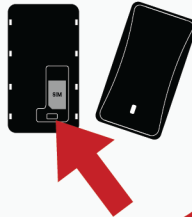
Charge your tracker by connecting the charging cable and plugging it into an electrical outlet. Charging may take 4-6 hours. The LED battery status bar will indicate when it is fully charged



2

TURN YOUR TRACKER ON


To turn the tracker on, open the device cover and toggle the small switch. You can check that the tracker is on by tapping the small button next to the charging port. If the tracker is on, the blue light will illuminate.



3

ACTIVATE YOUR DEVICE

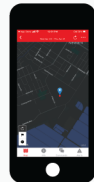
Visit logistimatics.com/activate to activate your device.



4

DOWNLOAD THE TRACKING APP

Download the mobile app from the App Store or Play Store by searching for 'logistimatics'.



Tracker placement
Place under a seat or attach to a flat metal surface under the vehicle near the rear of the bumper. The attachable magnetic plate can be used in either placement. Do not place in the trunk of a vehicle, it cannot receive a GPS signal when surrounded by metal.



Setting up alerts
To be notified if your tracker enters or exits an area, create a geofence. In the mobile app, click Geofences > New Geofence. Give your new geofence a name, address and size.



Troubleshooting
If you have a question or problem, we can help. Learn more about your tracker's features, watch tutorial videos and ask questions at logistimatics.com/contact



Add additional users
You can add additional users via the tracking website gps.logistimatics.com
Go to Account > Settings > Add Users

Setting up live audio for your tracker

Sending commands to the tracker

You can configure your tracker by sending commands via the mobile app.

When you send a command and it is successfully received, the tracker will always reply with a confirmation message

Tracker reporting frequency

By default, the tracker will report its location every 30 seconds. The report frequency is configurable in the app.

To change the report frequency go to Commands > New command > Change report frequency.

Long-term asset tracking

If the tracker is configured to report once per day, the battery will last up to 1.5 years.

This makes it a great long-term tracker for assets. You can check the tracker's battery level in the app.

GPS vs Cell Tower positions

If your tracker reports a position with a light blue circle around it, this indicates the margin of accuracy. It may be the location of the cell tower it's connected to. You will get an exact GPS fix when the tracker gets a better view of the sky. Try a new spot or take the tracker outside.